

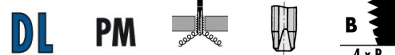
W320DL-4



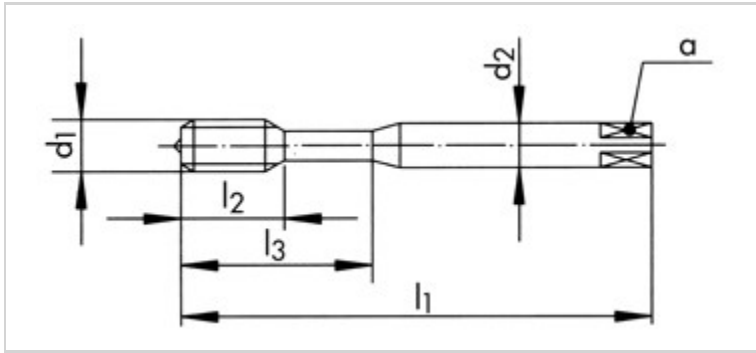
MATERIAL GROUPS



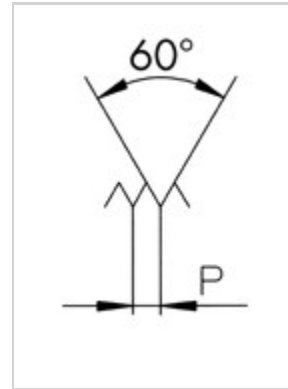
CHARACTERISTICS





TECHNICAL DRAWING





PROFILE SKETCH



TOOL DATA

ID	D ₁	Ø D ₁	TOL	P	L ₁	L ₂	L ₃	D ₂	A		
175590	M6	6.00	6H	1.000	80.0	17.0	30	6.00	4.9	2	5.00

PRODUCT RANGE W320DL-4 M6 6H

ID	D ₁	Ø D ₁	TOL	P	L ₁	L ₂	L ₃	D ₂	A		
176689	M2.5	2.50	6H	0.450	50.0	10.0	0	2.80	2.1	2	2.05
176690	M3	3.00	6H	0.500	56.0	12.0	18	3.50	2.7	2	2.50
176691	M4	4.00	6H	0.700	63.0	14.0	21	4.50	3.4	2	3.30
176354	M5	5.00	6H	0.800	70.0	15.0	25	6.00	4.9	2	4.20
175590	M6	6.00	6H	1.000	80.0	17.0	30	6.00	4.9	2	5.00