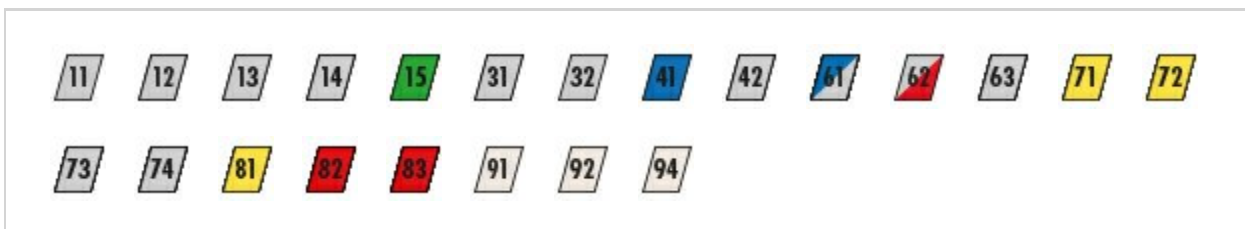


GW2016

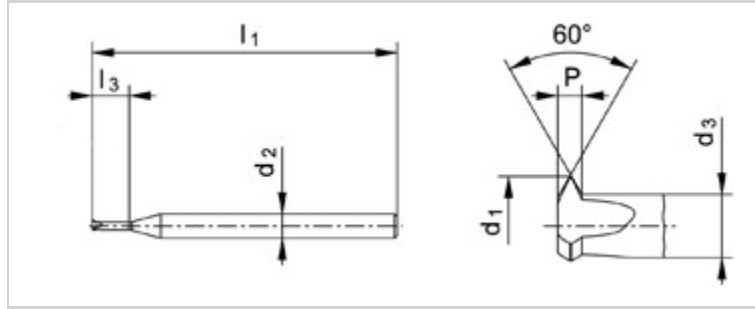


MATERIAL GROUPS

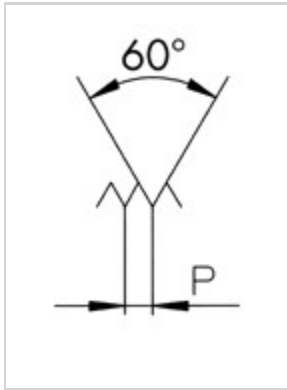


CHARACTERISTICS

TECHNICAL DRAWING



PROFILE SKETCH



TOOL DATA

ID	D ₁	Ø D ₁	P	L ₁	L ₂	L ₃	D ₂	D ₃		
166974	M0.8	0.57	0.200	39.0	0.2	2.3	3.00	0.29	3	0.66



PRODUCT RANGE GW2016 M0.8X0.2

ID	D ₁	Ø D ₁	P	L ₁	L ₂	L ₃	D ₂	D ₃		
194262	M0.5	0.36	0.125	39.0	0.1	1.5	3.00	0.19	3	0.41
194263	M0.6	0.43	0.150	39.0	0.2	1.7	3.00	0.22	3	0.50
194264	M0.7	0.50	0.175	39.0	0.2	2	3.00	0.26	3	0.58
166974	M0.8	0.57	0.200	39.0	0.2	2.3	3.00	0.29	3	0.66
166975	M0.9	0.64	0.225	39.0	0.2	2.6	3.00	0.33	3	0.74
166976	M1	0.71	0.250	39.0	0.3	2.9	3.00	0.36	3	0.75
166977	M1.2	0.91	0.250	39.0	0.3	3.4	3.00	0.56	3	0.95
166978	M1.4	1.06	0.300	39.0	0.3	3.9	3.00	0.64	3	1.10



THREADING SOLUTIONS

[watch online](#)

ID	D ₁	Ø D ₁	P	L ₁	L ₂	L ₃	D ₂	D ₃		
166979	M1.6	1.20	0.350	39.0	0.4	4.5	3.00	0.71	3	1.25
166980	M1.8	1.40	0.350	39.0	0.4	5	3.00	0.91	3	1.45
166981	M2	1.54	0.400	39.0	0.4	5.6	3.00	0.98	3	1.60
194265	M2.3	1.84	0.400	39.0	0.4	6.3	3.00	1.28	3	1.90
166982	M2.5	1.98	0.450	39.0	0.5	6.9	3.00	1.35	3	2.05
194266	M2.6	2.08	0.450	39.0	0.5	7.1	3.00	1.45	3	2.15
166983	M3	2.43	0.500	51.0	0.5	8.4	5.00	1.73	4	2.50
166984	M3.5	2.81	0.600	51.0	0.6	9.9	5.00	1.97	4	2.90
166985	M4	3.20	0.700	51.0	0.7	11.3	5.00	2.22	4	3.30
166986	M5	4.08	0.800	51.0	0.8	14	5.00	2.96	4	4.20
166987	M6	4.85	1.000	51.0	1.0	16.8	5.00	3.45	4	5.00